

2023 CVD Prevention Fellowship Improvement Collaborative Session 2

Welcome! Please introduce yourself in the chat

14th November 2023

12.30 – 1.30pm

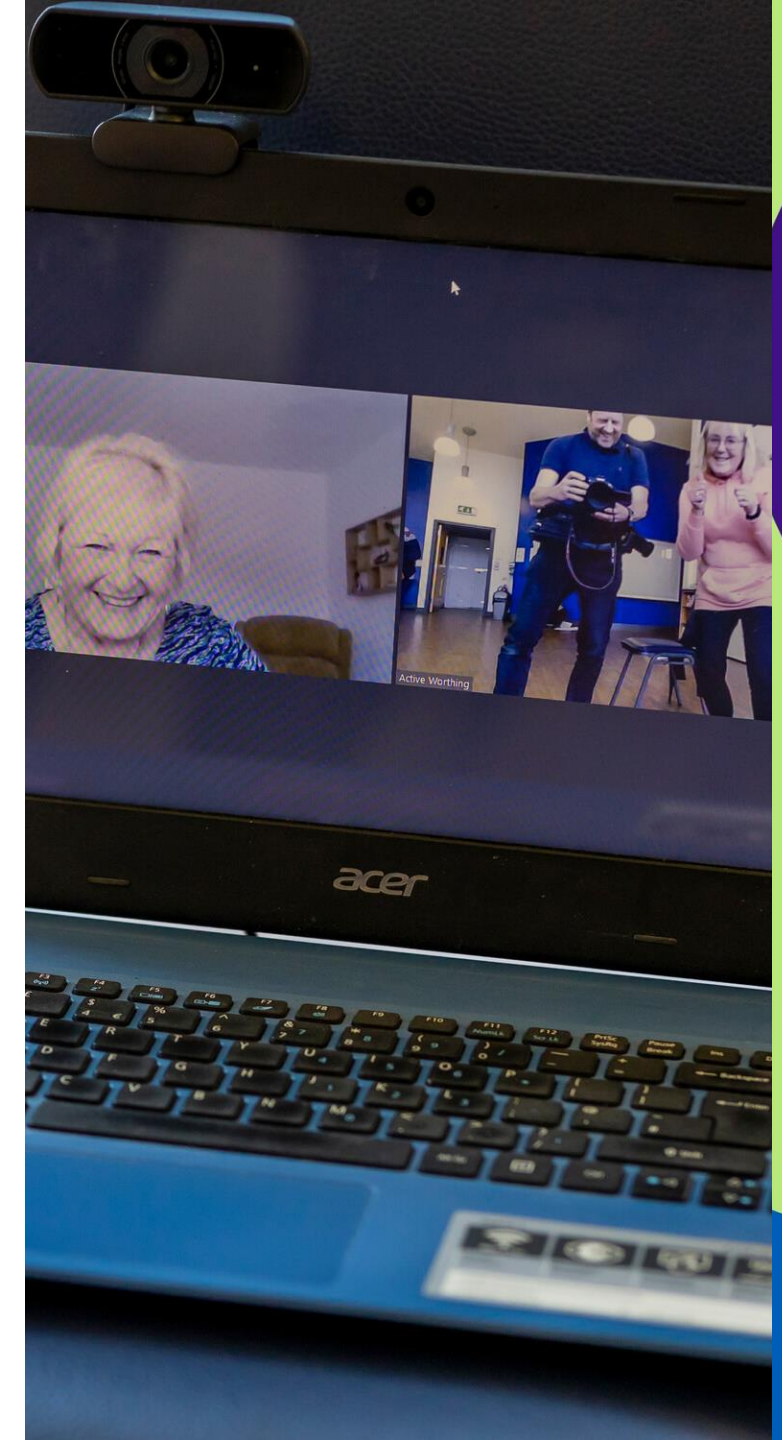
 @HINSouthLondon

 healthinnovationnetwork.com

Housekeeping

- Welcome!
- Please change your name by clicking the three small buttons on your video
- It would be great if everyone could have their cameras and microphones working for the small groups

2



Upcoming Webinars

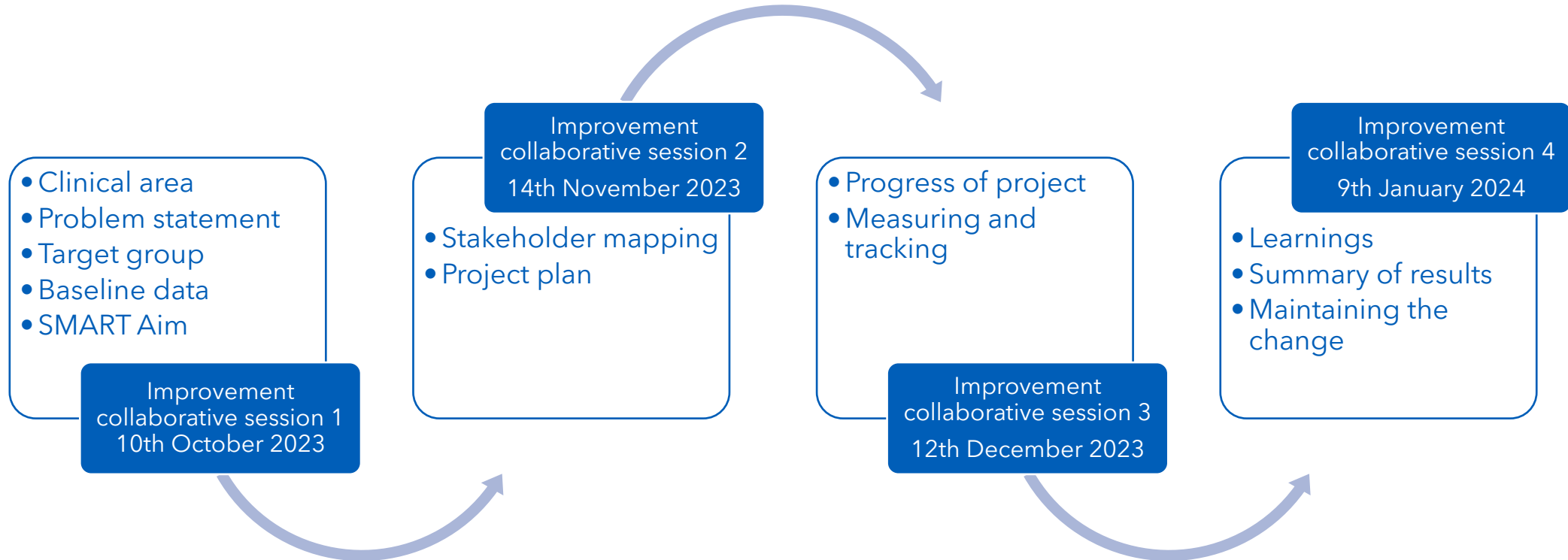
Date	Topic	Speaker
November 21, 2023 12pm – 1pm	Heart Failure / Ischaemic Heart Disease	Dr Susan Piper Dr Kalpa Silva
December 4, 2023 12.30 – 1.30pm	Behaviour Change	Dr Nupur Yogarajah
December 12, 2023 12.30 – 1.30pm	Improvement Collaborative session 3	
January 9, 2024 12.30 – 1.30pm	Improvement Collaborative session 4	
February 9, 2024	Final Learning Event	In person
February 21, 2024 12.30 – 1.30	Obesity	Prof. Barbara McGowan
February 2024 Date TBC	The Future of CVD Care	Dr Antonio De Marvao
February 2024 Date TBC	Mental Health	TBC

Welcome and thanks to our staff

- Hypertension group
 - Dr Neil Bodagh
 - Margaret Connolly
- Atrial Fibrillation group
 - Rachel Howatson
 - Kristina Leonnet
- Lipids Group
 - Pedro Pandiera
 - Rod Watson
- CKD Group
 - Kathryn Griffiths
 - Nathan Beencke

Upcoming Improvement Collaborative Sessions

5



Your
Name:

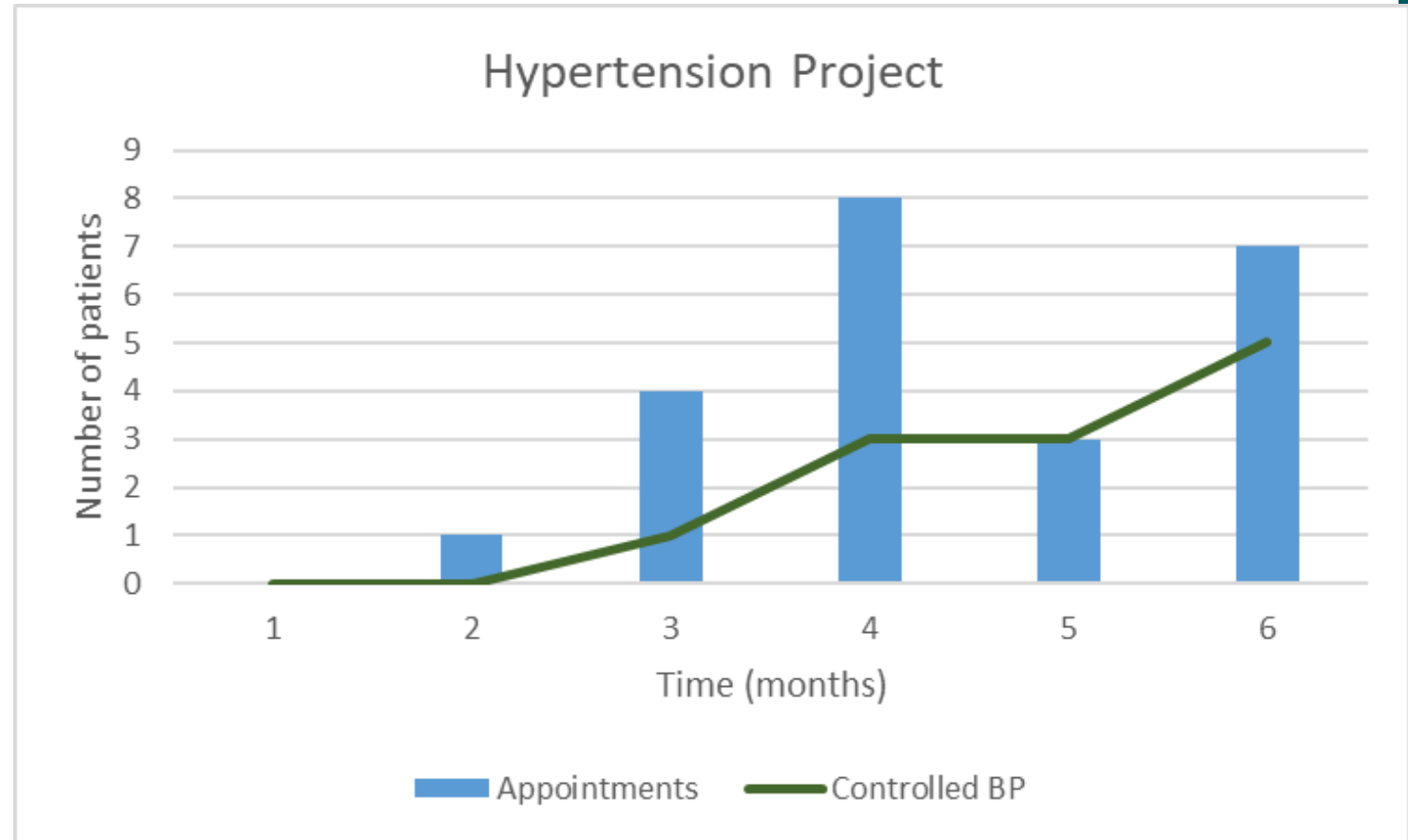
Date Review initiated	Patient	NHS Number or name	Sex	Age	Contacted date	Intervention made	Outcome	Comments
1								
2								
3								
4								
5								
6								
7								
8								
9								
10								
11								
12								
13								
14								

Simple Run Chart

- Process measures shown as a bar graph
- Outcome measure displayed as a line graph

7

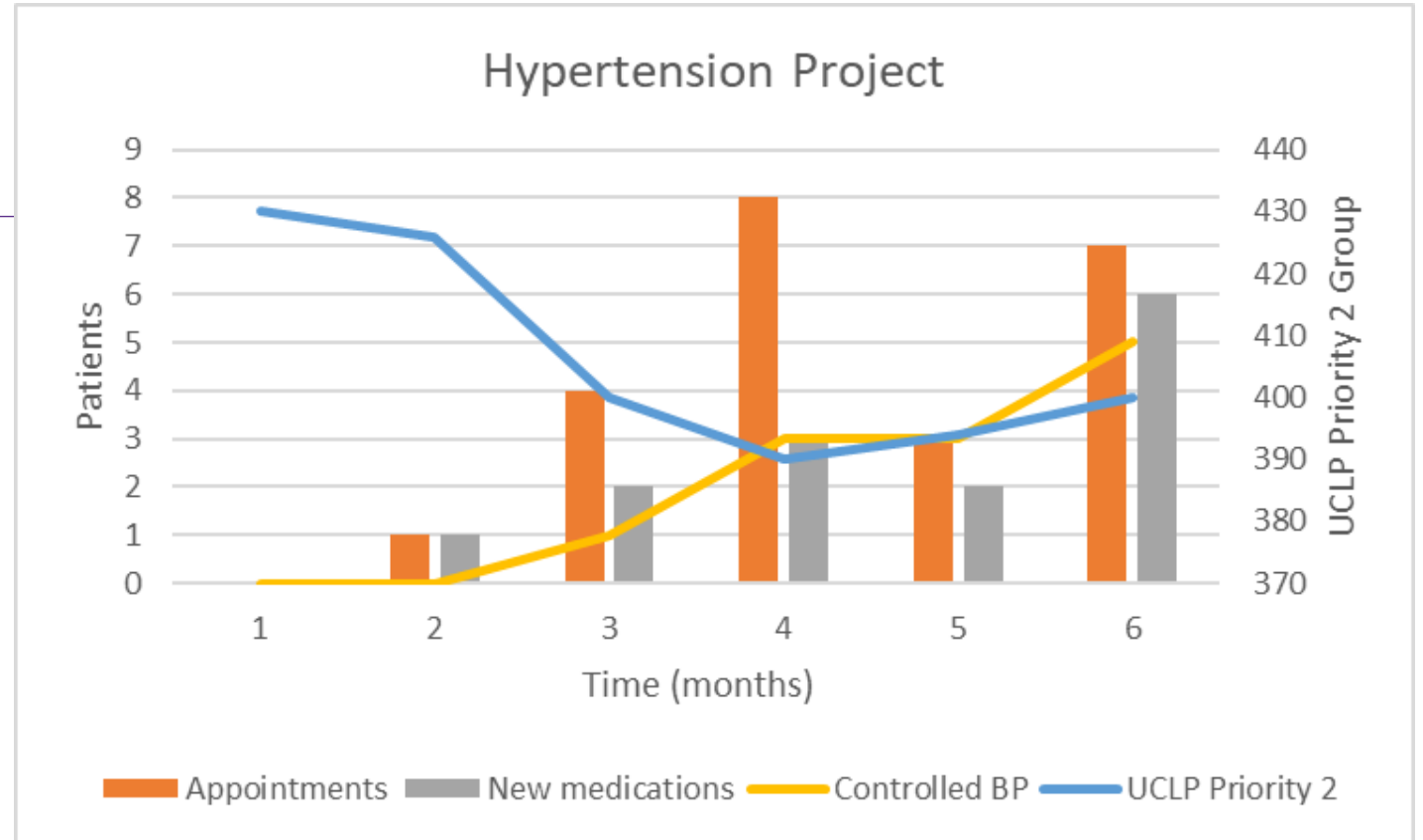
Months	Appointments	Controlled BP
1	0	0
2	1	0
3	4	1
4	8	3
5	3	3
6	7	5



Practice Name: PCN Name: Date Review initiated	Patient	NHS Number	Sex	Age (bracket)	Ethnicity Asian or asian british, Black or black british, Mixed, Other ethnic groups, White, Unknown	Hypertension management priority group (1, 2A, 2B, 3)	Intervention type (i.e. medication optimisation, updating blood test results, initiating medication)	Anti-hypertensive pre optimisation (specify drug and dose - free text)	Blood pressure pre optimisation	Medication Changes made Yes/No	Medication Change detail (increase dose, added medication, swapped medication)	Blood pressure post optimisation	Therapeutic lifestyle changes identified Yes/No	Which therapeutic lifestyle changes were identified? (diet, exercise, smoking, alcohol)	Target reached Yes/No	Comments other issues limiting optimisation (free text)
	1															
	2															
	3															
	4															
	5															
	6															
	7															
	8															
	9															
	10															
	11															
	12															
	13															
	14															

Hypertension Run Chart

- Bar graphs indicate the process measures
- Line graph indicates outcome measures
- Move to october



Months	Appointments	New medications	Controlled BP	UCLP Priority 2
1	0	0	0	430
2	1	1	0	426
3	4	2	1	400
4	8	3	3	390
5	3	2	3	394
6	7	6	5	400